
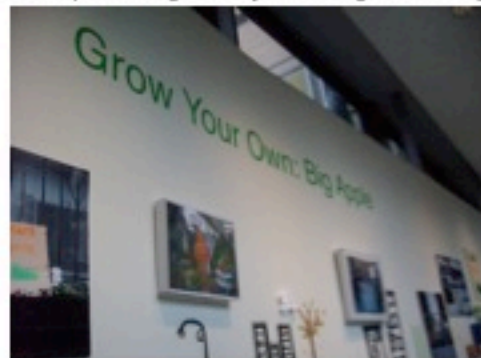
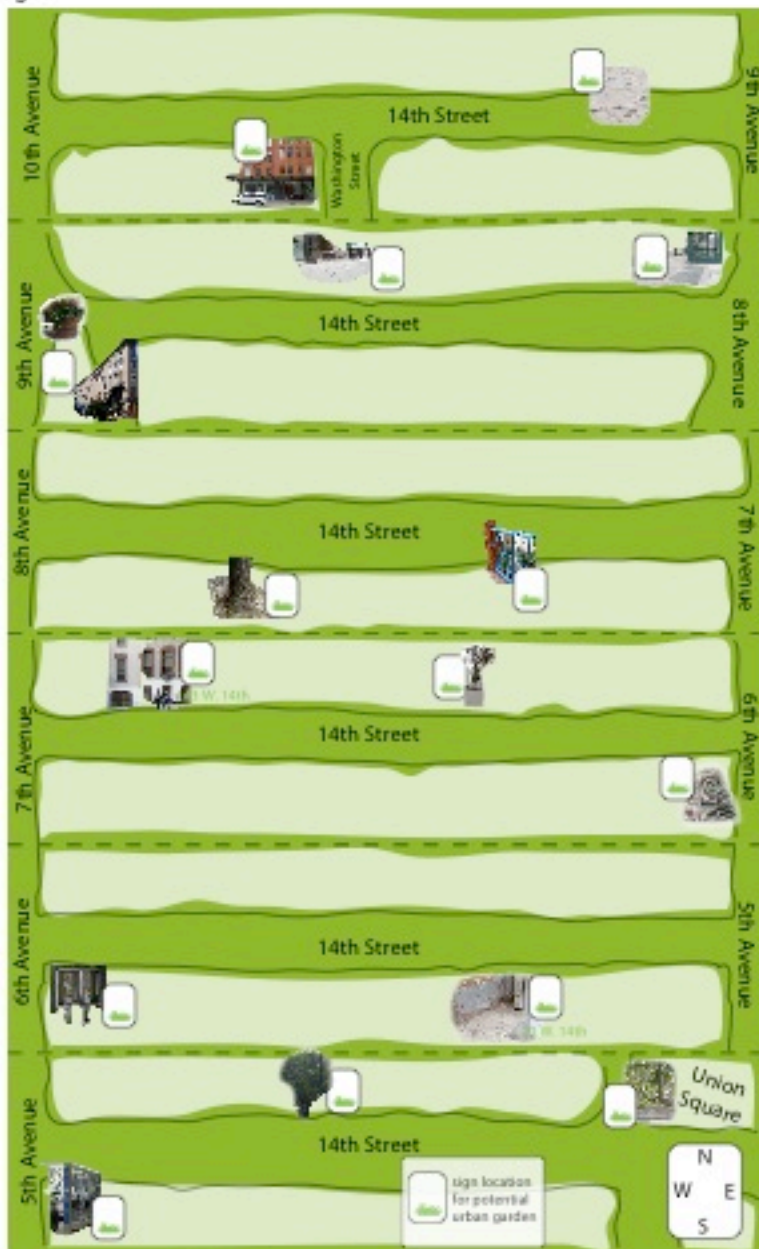


Appendix 2 - A.1.1.ii Sample Course Projects: Art in Odd Places+ Grow Your Own/ Big Apple - 1

Grow Your Own: Big Apple showcases **Signs of Growth + Mobile Gardens**, the public art interventions for **Art in Odd Places: Signs**, 2009. For this exhibition at the Skybridge Art & Sound Space, Eugene Lang students worked in collaboration with Lang Visiting Artist **Eve Mosher**, environmental artist Tattfoo Tan, and professors Simonetta Moro and Janet Kraynak. The exhibition chronicles the artists' involvement in the city-wide Art in Odd Places festival along Manhattan's 14th street as they explore the relationship between neglected urban space and experimental gardening techniques using the city's existing visual language.



Images of Grow Your Own: Big Apple,
The Skybridge Art & Sound Space, 2009



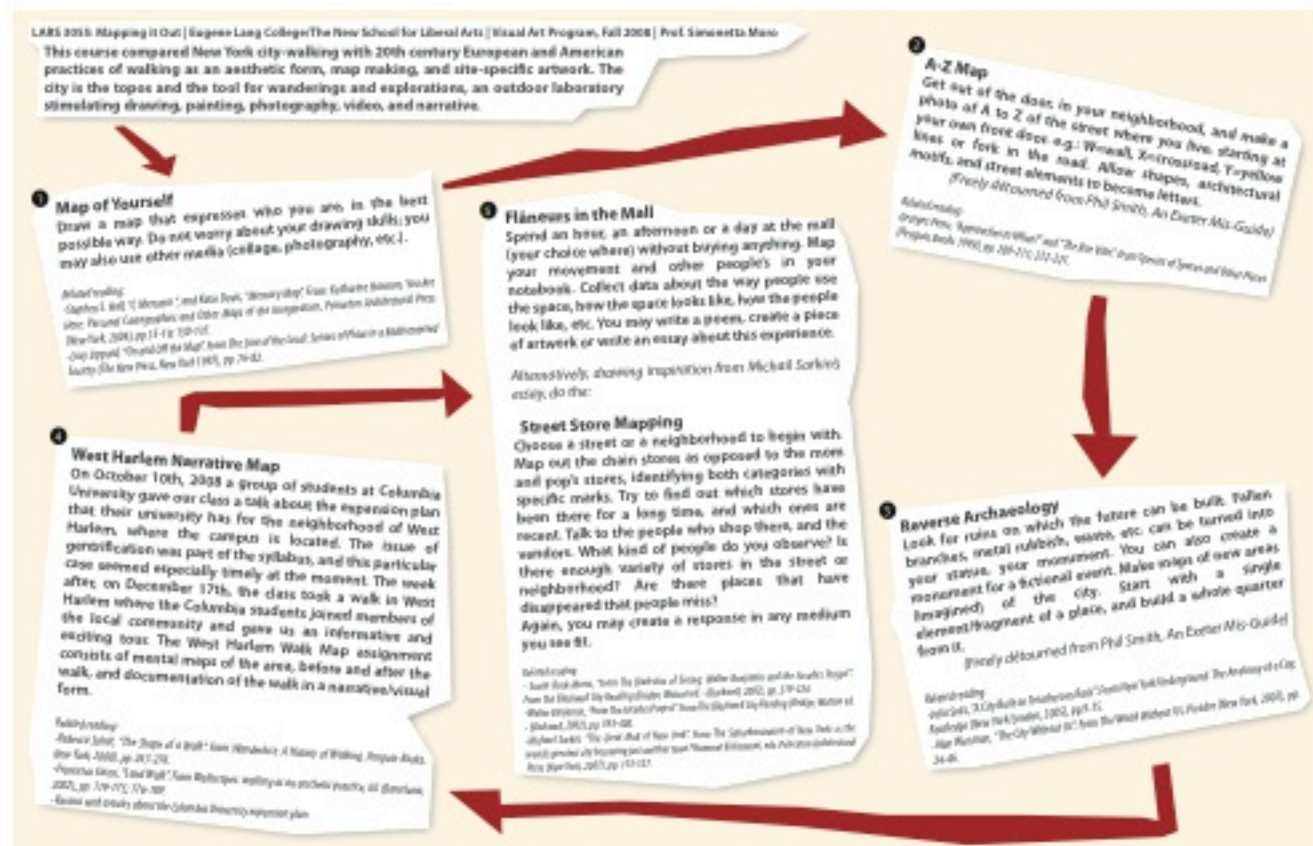
Map for Art in Odd Places, with student interventions along 14th street, 2009

Appendix 2 - A.1.1.ii Sample Course Projects: foldable brochure - 2



Mapping it Out, student-designed foldable brochure with selected assignments, p.1 of 4
Graphic design by Nery Lora (student in Mapping it Out Fall 2007 and Mapping it Out Fall 2008).

Appendix 2 - A.1.1.ii Sample Course Projects: foldable brochure - 3



Mapping it Out, student-designed foldable brochure with selected assignments, p.2 of 4
 Graphic design by Nery Lora (student in Mapping it Out Fall 2007 and Mapping it Out Fall 2008).

Appendix 2 - A.1.1.ii Sample Course Projects: foldable brochure - 4



Mapping it Out, student-designed foldable brochure with selected assignments, p.3 of 4
Graphic design by Nery Lora (student in Mapping it Out Fall 2007 and Mapping it Out Fall 2008).

Appendix 2 - A.1.1.ii Sample Course Projects: foldable brochure - 5



Mapping it Out, student-designed foldable brochure with selected assignments, p.4 of 4
Graphic design by Nery Lora (student in Mapping it Out Fall 2007 and Mapping it Out Fall 2008).


Appendix 2 - A.1.1.ii Sample Course Projects: What the Flux! + NYNYNY, Flux Factory - 6

What the Flux! celebrates the collaboration between Parson's Lab Cluster 8 and Lang's Mapping it Out courses. The students' model of Greenwich Village and the New School campus is featured in the Flux Factory show NYNYNY that opened on December 14th, 2007. The two courses collaborated to create a three-dimensional model of the New School "campus" within the Greenwich Village. The model is a distillation of the students' experience in this neighborhood and they created it through a process of mapping, research, and an exploration of materials (all of which were required to be repurposed). WTFflux examines the past (Duchamp firing a gun at Washington Square park) the present (Murray's bagels), the future (the planned home of Parsons hovering overhead), while indulging in a healthy dose of fantastical urban replanning. Borders, edges, and landmarks perceived by New School students are displayed in colorful and varied materials, while areas considered "grey" are depicted as floating elements of nondescript fabric. Most materials were generously provided by Materials for the Arts.




Appendix 2 - A.1.1.ii Sample Course Projects: Provflux 05 - 7

After the Mapping the City/Mapping the Self successful participation to the Conflux Festival in 2004, the class of 2005 went to Providence, R.I., to participate in an exhibition and cultural event on the theme of psychogeography. The Glowlab group, which organized Conflux 2004, collaborated with PIPS (Providence Initiative for Psychogeographic Studies) to realize the annual Provflux Festival, a weekend-long event with art exhibitions, performances, lectures and public interventions. The Faculty Development Fund partly sponsored the field trip, which took place at the end of May. Students' work was displayed at the Cube gallery, in the center of downtown Providence. The festival was a true full-immersion event where artists, architects and psychogeographers from every corner of the world socialized and exchanged ideas, see amazing works and listen to professional presentations in a very unusual and informal environment.



Studio 2 ED -Provflux 033.jpg




Provflux festival 5.27 008.jpg



Provflux festival 5.27 009.jpg



Provflux festival 5.27 028.jpg



Provflux festival 5.28 4 027.jpg



Provflux festival 5.27 029.jpg



Provflux festival 5.28 4 034.jpg




Provflux festival 5.27 002.jpg



Studio 2 -Provflux 022.jpg



Provflux festival 5.27 031.jpg




Provflux festival 5.27 024.jpg



Studio 2 -Provflux 031.jpg




Provflux festival 5.28 4 026.jpg



Provflux festival 5.27 014.jpg



Provflux festival 5.27 025.jpg



Provflux festival 5.27 026.jpg